

Time Unwinds

CHURCHILL ISLAND

Access Key

A customised accessibility guide

Updated April 2022 V2.0

Phillip Island
**NATURE
PARKS**



246 Samuel Amess Drive, Churchill Island, Newhaven,
Victoria 3922
Phone: 03 5951 2800
www.penguins.org.au

CONTENTS

Guidelines	<u>3</u>
Communication Board	<u>4</u>
Did You Know?	<u>5</u>
Getting There	<u>6</u>
Car Parking	<u>7</u>
Welcome	<u>8</u>
Staff	<u>9</u>
Toilets	<u>10</u>
Map	<u>11</u>
Souvenir Gift Shop	<u>12</u>
Heritage Farm Cafe	<u>13</u>
Homestead (Amess House)	<u>14</u>
Farming Activities	<u>15</u>
Cow Milking	<u>16</u>
Sheep Shearing	<u>17</u>
Whip Cracking	<u>18</u>
Working Dogs	<u>19</u>
Accessibility	<u>20</u>
Safety	<u>21</u>


Time Unwinds
**CHURCHILL
ISLAND**

GUIDELINES

Thank you for choosing to use an Access Key for Churchill Island. This customised accessibility guide provides convenient information for Churchill Island. Access Keys are universally designed and suitable for all people, regardless of ability.

For your Access Key to be successful, we recommend you follow these guidelines:

- Access Keys are available online to help you prepare for your visit in advance.
- Access Keys to be read and shared in an environment free of distractions
- Access Keys can be read independently or shared with a friend, family member, carer or support worker to prepare for the visit.
- If sharing the Access Key with participant, help the participant comprehend key points, consistently monitoring for level of understanding.
- If sharing the Access Key with participant, contextualised photographs can be used to summarise information and experiences.
- If using the Access Key as a reflective tool, make sure to enjoy the pivotal link between experience and recall after the visit has taken place.
- Once the visit has taken place, revisit the Access Key to celebrate success.
- Accessibility information is located on page [20](#).
- Safety information is located on page [21](#).
- Download Access Key in its entirety - 21 pages in total.

	<p>Access Ability Australia</p>	<p>Access Keys are designed and developed by AccessAbilityAustralia. To view the full range of free Access Keys available, go to AAA Library.</p> <p>For Access Keys in Braille or audio, please Contact Us.</p> <p>Please complete our short survey to help us ensure continuous improvement.</p>
---	--	--

Time Unwinds
**CHURCHILL
ISLAND**



© AccessAbilityAustralia, All Rights Reserved. 2021 DISCLAIMER: All materials have been compiled from information available at time of production. They are not intended to replace professional advice including; but not limited to, access audits. All necessary care has been taken to design and produce Work(s). All measurements provided are within an approximate range. Full implementation guidelines are supplied in accordance with Work(s) in its entirety. You acknowledge and agree that you are using all services and facilities provided by AccessAbilityAustralia at your own risk and you agree to defend, indemnify, save and hold AccessAbilityAustralia harmless from any and all demands, liabilities, costs, losses and claims, howsoever suffered, including but not limited to legal fees that may arise directly or indirectly from any service provided or agreed to be provided by AccessAbilityAustralia. You agree that this indemnification extends to all aspects of the Work(s), including but not limited to implementation and usage. AccessAbilityAustralia are indemnified of all claims, liability, and expenses that may arise from use of Work(s) as per usage and acceptance of these terms and conditions. This Access Key is not to be altered by any parties without express permission of AccessAbilityAustralia.



COMMUNICATION BOARD

Churchill Island

March 2022 V2.0

I need help



Deaf /Hard of hearing



Write it down



I don't speak English



Tickets



How much?



Map




Toilet



Cafe/Shop



Animals



Rest area



Quiet place



Something is wrong



First aid



Time



Bus



Taxi



Yes



No



Wi-Fi



DID YOU KNOW?

- Churchill Island Heritage Farm is the site of the first European garden in Victoria.
- Churchill Island Heritage Farm contains a working farm, cottages dating from the 1860s and a homestead (Amess House) dating from 1872, all fully restored and open to the public.
- Please click [here](#) to pre-book tickets.
- Bundle options are available [online](#) at a discounted rate.
- Watch Churchill Island's video overview footage [here](#).
- Weddings can be booked at Churchill Island Heritage Farm.
- Follow Phillip Island Nature Parks on [Facebook](#) or [Instagram](#).
- To provide feedback please email info@penguins.org.au



GETTING THERE

By car: Phillip Island is a 90-minute drive from Melbourne. Allow a further 10-minutes from the bridge to get to Churchill Island. Free car parking is available on-site.

By bus: Public transport is limited on Phillip Island. V-line operates a bus to Phillip Island's main town, Cowes, from Southern Cross Station in Melbourne city.

Please note that the V-line bus does not go to Churchill Island.

By taxi: Contact Phillip Island Taxis on 03 5952 2200 to arrange transfers on Phillip Island.

Tours and transport: Contact a [Visitor Information Centre](#) in Melbourne or [Phillip Island](#) for tours and transport options.

For further information see Google Maps reference [here](#).



PARKING

Visitors enter the main gate at the end of Samuel Amess Drive.

General and accessible parking is located directly ahead of gate entry.

There are two accessible parking bays available. They are located nearest to the pedestrian pathway.

A wide clear gravelled walkway of approximately 40-metres leads from the carpark to the Visitor Centre.

A drop off point is located outside the Visitor Centre.

Bus parking is located to the right of the Visitor Centre.



WELCOME

Welcome to Churchill Island Heritage Farm.

Entry into Churchill Island Heritage Farm is through the main Visitor Centre via a manual accessible glass door, opening outward.

Visitors that need to purchase entry tickets, please see ticketing staff. The ticket office is located inside the entrance to the Visitor Centre.

EFTPOS only accepted.

Visitors with pre-purchased tickets, please show tickets to ticketing staff upon arrival.

Bus and school group arrival, please follow the same process as above.

The Visitor Centre main entrance is undercover with a small shelter and rest areas.

Please refer to our [website](#) for opening hours.



STAFF

Ticketing, retail and cafe staff wear blue uniforms.

Farmers wear brown uniforms.

Homestead volunteers dress in period costume.



TOILETS

Churchill Island Heritage Farm has two sets of toilets.

Set 1

Location
Inside the Visitor Centre.

Includes:

- unisex, accessible toilet with artificial lighting
- manual door opening outward. Door clearance 810mm. Twist lock 960mm AFFL
- cubicle space 1900mm x 2400mm
- grab bars to the left of toilet
- toilet seat at height 450mm AFFL with left hand transfer
- sink height 800mm AFFL with lever tap 910mm AFFL
- baby change.

Separate male and female toilets (including ambulant toilet in each).

Set 2

Location
Farming activity area.

Includes:

- Separate male and female toilets
- Female toilets has a baby change facility.



SENSORY GUIDE



Feel

Different ground surfaces
Shared personal space
(excl accessible)



Sounds

People
(excl accessible)
Toilet flushing
Water running




Sights

Bright lights
Mirror/Reflection



Smells

Air freshener
Bathroom smells
Disinfectants



VISITOR MAP

SOUVENIR GIFT SHOP

The Souvenir Gift Shop is located in the Visitor Centre to the right of the ticket counter and is open 10am daily until closing.

The Souvenir Gift Shop offers a range of gifts including farm themed items, clothing and toys.

Merchandise and displays are also available throughout the Visitor Centre foyer.

Due to layout space, this store has limited accessibility.

EFTPOS is accepted.



CHURCHILL ISLAND CAFÉ

There is a Café located in the Visitor Centre, to the right of the Souvenir Gift Shop.

Entry is via a glass manual door.

All day breakfast, lunch and light snacks are available to be ordered at the counter, with staff delivering orders to tables.

Chairs with backrests and tables are available.

Outside Café seating includes a wider space with chairs with back and armrests as well as tables. Access is via a double set of glass manual doors, opening outward.

EFTPOS is available.

Full [menu](#) is available until 2.30pm. Snacks and drinks are available until 3pm.

A drinking fountain is available at the entrance to the Visitor Centre.

Please refer to our [website](#) for opening hours.



AMESS HOUSE HOMESTEAD

Churchill Island's historical homestead, Amess House, dates back to the 1850's. See map on [page 11](#).

There is a shell grit pathway leading to the Homestead from the Visitor Centre.

Access to the front of the homestead is via steps with handrail. Entry is via an open wooden door.

Wheelchair access is available at the back of the Homestead. It is via a manual door opening outward with a clearance of 800mm.

View the re-enactment rooms and how the homestead may have looked in the 1800's.



SENSORY GUIDE



Feel

Different ground surfaces
Shared personal space
Weather



Sounds

Animals
Creaking doors
Flying insects
Footsteps
Wind



Sights

Dim lighting
Flying insects
Glare



Smells

Animals
Flowers
Mustiness
Timber

FARMING ACTIVITIES

Churchill Island Heritage Farm offers a range of daily farming activities.

Daily farming activities may include

- Cow milking
- Blacksmithing
- Lamb feeding and sheep talk
- Sheep shearing
- Meet the working dogs
- Whip cracking

Please refer to our [website](#) for activity schedule.

To access the farming activities;

First

Visitors exit the Visitor Centre via a manual accessible glass sliding door located to the left of the Gift Shop. This door is signed 'Historic Area'.

Next

Visitors follow the wooden boardwalk to the left followed by a 115-metre shell grit pathway up a hill to the farming sheds. Wayfinding signage is available along the pathway.

Then

Wait at each farming station for the activity to commence.

Male and female toilets are available in the farming activity area located next to the Blacksmith Shop.

Access is via an open entry way.



COW MILKING

Cow Milking is located at the horse stables. See visitor map on [page 11](#).

First

Visitors line up at the milking station which is located outside the horse stables.

Next

Visitors sit on a small milking stool to milk a cow. A farmer will be there to provide instructions and to help visitors.

Then

Visitors exit into the horse stables to wash hands. A hand basin is located in the horse stables, to the right.

Please refer to our [website](#) for activity schedule.



SENSORY GUIDE



Feel

- Change in gradients
- Different ground surfaces
- Shared personal space
- Weather
- Wind



Sounds

- Animals
- Audio presentation
- People
- Running water
- Wind



Sights

- Dim stable lighting
- Glare



Smells

- Animals
- Hay
- Nature

SHEEP SHEARING

Sheep Shearing is located in the Shearing Shed. See visitor map on [page 11](#).

First

Visitors enter the Shearing Shed via open accessible entry ways. There are two entry/exit points located on either side of the shed.

Visitors to sit in tiered seating stands. There is no allocated seating.

Next

A farmer will give an audio information presentation on the history of Australian sheep shearing and shearing equipment. This presentation will also include a sheep shearing demonstration. Shearing does not harm the sheep and is an annual requirement for the wellbeing of the animal.

Then

At the end of the demonstration, the farmer will be available to answer questions.

Please refer to our [website](#) for details.



SENSORY GUIDE



Feel

Different ground surfaces
Shared personal space



Sounds

Animals
Audio presentation
Shears clicking/buzzing
Echo | Footsteps
People
Wind



Sights

Animals being shorn
Dim shed lighting



Smells

Animals
Hay
Nature

WHIP CRACKING

Whip Cracking takes place daily on the lawn opposite the Blacksmith Shop. See visitor map on [page 11](#).

First

Visitors make a semi-circle around the outside of the lawn. Visitors to remain off the grass and to stand on the pathway, taking care to remain within a safe distance from the whips.

Next

A farmer will give an audio information presentation on the history of Australian whip cracking and equipment. This presentation will also include a whip cracking demonstration.

Then

Visitors will have opportunity to use the whips under the guidance of the farmer. At the end of the demonstration, the farmer will be available to answer questions.

Please refer to our [website](#) for activity schedule.



SENSORY GUIDE



Feel

Different ground surfaces
Shared personal space
Weather
Wind



Sounds

Audio presentation
People
Whips cracking



Sights

Lashing whip display
Glare



Smells

Animals
Flowers
Hay
Nature

WORKING DOGS

Working Dogs takes place daily in the paddock past the horse stables. See visitor map on [page 11](#).

First
Visitors line up at the fence perimeter.

Next
A farmer will enter the paddock of sheep with a working dog and give an amplified audio information presentation on the history of Australian working dogs.

This presentation will also include a working dog demonstration of rounding up sheep.

Then
At the end of the demonstration, the farmer will be available to answer questions.

A printed transcript of the farming presentation is available in English and Mandarin. Please see ticketing staff on arrival.

Please refer to our [website](#) for activity schedule.



SENSORY GUIDE



Feel

Different ground surfaces
Shared personal space
Weather
Wind



Sounds

Animals
Audio presentation
People
Wind



Sights

Animal movement
Glare



Smells

Animals
Hay
Nature

ACCESSIBILITY

- An internet booking system is available
- Acceptance of Companion cards and Australian pensioner cards
- Clear path of travel from outdoor to Visitor Centre
- Ramped and stepped access throughout Visitor Centre
- Visual Communication Board at ticket counter
- Sensory bags are available at ticket counter for checkout at no cost to individuals and/or families visiting
- Staff available to read information if required
- Pen and paper for exchanging information available at ticket counter
- Limited access for prams and wheelchairs in Café
- Clear large print external directional signage provided throughout
- Some pathways are shell grit – recommended wheelchairs/mobility aids use grassed area and parents to consider all terrain prams
- Moderate gradient pathway to farming activities and throughout gardens
- Variety of seated rest areas provided throughout
- Pram parking at all farming activity stations (please note, prams cannot access the tiered seating stand in Shearing Shed)
- Exclusive accessible access viewing areas at all farming activities
- Due to the historical structures and stepped entrances to Amess House Homestead, limited access is available; outbuildings can be viewed from the outside
- Assistance animals welcome but must remain on designated paths and restrained by a harness or leash



SAFETY

Visitor centre

- No contrast markings on entry/exit doors or adjacent panels
- Small raised edge at entry
- Consistent lighting throughout
- Obstacles (merchandise displays, bins, mats) throughout Visitor Centre foyer
- Signage for wet floors may be displayed
- End of wooden boardwalk outside Visitor Centre has slight decline and drainage grate

Cow milking

- Small raised edge to paved milking area
- Dulled lighting in horse stables
- Uneven and inward slope fall of paved area in horse stables
- Farming equipment displayed on walls throughout horse stables

Farming activity toilets

- Small raised edge at entry/exit

Shearing shed

- Small raised edge at entry/exit
- Wooden pillars throughout
- No handrails on tiered seating
- No tactile ground surface indicators prior to tiered seating steps
- Non-slip edges installed on step edges
- Stage with raised edge and roped barrier

Working dogs

- Moderate grassy gradient to viewing area

AMESS house homestead

- Uneven pathways
- Front cottage veranda raised above ground level
- Due to the historical nature of structures, wheelchair access maybe limited
- Front cottage access steps with handrail
- Furniture placed on cottage veranda
- Door mats placed on ground at entry/exits
- Rug in Cottage hallway
- Dulled lighting throughout
- Low head clearances

General

- Varied terrain throughout; gravel, wooden boardwalk, shell grit, uneven brick paving, grass, asphalt; some with varied gradient
- Limited use of roped barriers
- Please do not gather or consume any mushrooms that may be found in the gardens – they can be extremely poisonous
- If first aid is required, see a staff member
- Defibrillator available for use located in the Visitor Centre. Please see ticketing staff
- Churchill Islad Heritage Farm is a no smoking zone
- Children must be supervised at all times

Exit

- In the event of an emergency, staff are on hand to assist with any evacuation requirements (including the provision of audible fire alarms, fire wardens, accessible and hazard free emergency exits and assembly areas on accessible routes)
- For up to date COVID information, please visit our [website](#)

